

# Learn to Play the Ukulele

## What I will Know

Know that the ukulele comes from Hawaii.

Know how to hold a ukulele correctly.

Know how to strum a ukulele correctly.

Know the main parts of a ukulele and what they are called.




Play as part of an ensemble.

Play a piece of music.

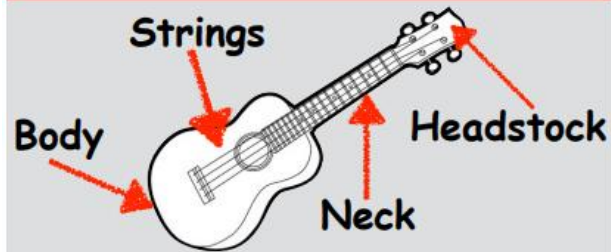
Play 3 chords on the ukulele.

Change chords within a song.

## Notes

-  = Crotchet (1 Beat)
-  = Quaver (1/2 Beat)
-  = Minim (2 Beats)

## Ukulele Diagram



## Vocabulary Bank

Ukulele	<i>Ukulele means Jumping Flea in Hawaiian.</i>
Strumming	<i>When you play more than one string at the same time.</i>
Pitch	<i>Pitch is how low or high the note is.</i>
Fret	<i>The frets are the bars along the neck of the Ukulele.</i>
Rhythm	<i>Rhythms are patterns of long and short notes.</i>
Ensemble	<i>A group of musicians who play together.</i>

## Frets


0 means that none of the strings are pressed down.

2 means that we press the string on fret 2.

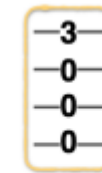


0 0 0 2 4


0 0 0 7 4



## Chords



C Major



F Major



G Major